



JANUARY 2024
CHURCH
AS THE TEMPLE OF
THE SPIRIT



Powered by



Sponsored by





"O Lord, I love the place where Your glory dwells!"
Psalm 26:8

Welcome to The Dwelling Place, a feature in a series of monthly newsletters to Eastern Catholic families from God With Us Publications, powered by the team of ByziMoms, who bring you ByziKids Magazine.

Our goal is to educate, equip, and inspire families to participate in their own catechesis and provide the tools to empower them to engage in the evangelization of those they encounter.

Each month, we will provide a set of resources for your parish, family, or homeschool community to use as you come together to explore a new facet of the overall theme for the catechetical year, which is "The Church as our Spiritual Home with God."

We believe that faith education isn't just for kids. It's lifelong! And it's best experienced in a multi-generational environment. In each of our newsletters, we will simultaneously present the same broad topic to various educational levels. While the younger students focus on the aspects that coincide with their elementary skill level, the middle grades can incorporate more "hands-on" activities that impress ideas upon their developing memories. Meanwhile, older students and adults can explore more profound concepts and practical applications of that same topic. Everyone learns together, fostering opportunities for further discussions long after the lessons.

We hope to shower you with abundant resources for each monthly theme. This does not mean that we anticipate you will use every single resource, but rather that you will choose the projects and activities that best suit your group's needs. We know that our communities vary widely across the US and the world! With an assortment of choices, you will find the perfect combination of education and fun for all those involved.

My dear ones, I am asking you from the bottom of my heart to love the church! May the church be dear to you; and, as much as you can, whenever you can, go to church, because this is the place we learn to pray, to confess, to humble ourselves, and to love one another."

-St. Paul the Simple of Egypt

Over the past few months we have been exploring the nature of the Church and have learned so much! We know it is composed of many different and wonderful expressions of the one true faith that come together in unity to create the Body of Christ! This Body is a new and perpetual creation, not only made by God but also sustained by Him for all time. Just as our earthly bodies are inhabited by our souls, the Body of Christ which is the Church, is also animated by a spirit, the Holy Spirit! We say that the Church is a Temple of the Holy Spirit who dwells not only in the Church as a whole, but in every one of us who are members of the Church as well. He dwells in YOU!

The Holy Spirit is the third Divine Person of the Holy Trinity. He is as essential to life as breath. He is gentle like a dove, and is refreshing and inspiring like the wind. He is clarifying like sunlight, and enlivening like a fire within us, giving us the courage and ambition to do what we should. Ever since the descent of the Holy Spirit upon the Apostles and the Theotokos at Pentecost, the Church has been the Temple, the resting place, for the Spirit so that when we are in need of refreshment, inspiration, or clarity, we can go to the Church and draw from the Spirit within it.

Each of us, as members of the Body of Christ, has had our own private Pentecost when the Holy Spirit came down and sealed our senses at our Chrismation! Just as the Holy Spirit rests in the Temple of the Church, He rests within each member of the Body of Christ. He rests in YOU!

Red

Suitable for ages
0-3/infant & toddler

We like to start early and include everyone in catechesis! Red activities are provided for little brothers and sisters, the tagalongs, who do not require direct instruction but need something to keep them occupied while the rest of the family participates.

Our objective for these littlest members of the Body of Christ is to introduce them to the theme of the day, making positive connections to each other and to Christ through sensory play.

Orange

Suitable for Pre-Readers;
3-6 years

As pre-readers, these children are best served by hands-on experiences, song, and movement as they learn. Although everything from the red level is still applicable, we can adapt the activities to bring them to the orange level by including more hands-on learning and structured play.

Our objective is to present the theme of the day in an engaging way that involves sufficient movement, creativity, and fun to accommodate the activity level of a child of this age.

Yellow

suitable for early readers;
ages 7-9 years

Children of this age are now able to read functionally, so we can begin to teach them foundational theology points with concrete instruction. They can begin to write about topics as well as create paper projects and use other creative mediums. With a more outward orientation and a new awareness of time, history, and community, at the yellow level, they are more capable of collaborating on projects, although any of the above material may also be of interest to them.

Our objective for this age level is to involve the children in group projects and collaborations so that they can begin to understand and interact as part of a bigger faith community,

Green

suitable for Pre-teens,
ages 10-12 years

This age group is now able to read for comprehension and can apply the teaching they have received to their lives and the lives of those around them. Building on the previous stages, the children in the Green level can delve deeper into the story of salvation and begin to focus on how each is called to participate in this plan and see that Christ is the source of our strength.

Our objective is to use reference tools to explain the topic of the month and encourage the student to feel confident in searching for these tools on his own.

Blue

suitable for young teens,
ages 13-15 years

The young teenage student looks outside his family to the broader community and the world, wanting to understand it and participate in it. We begin to introduce community service ideas and encourage parish participation in various ways so that they can serve both their parish community and the Church at large.

Our objective is to provide ideas that encourage students of this age to remain engaged in developing their own spiritual identity and find support within the Church community.

Purple

suitable for teens and adults;
Ages 16+

Learning about the faith isn't just something for childhood, but it is rather a life-long journey that takes us ever closer to God. This group can tackle apologetics, moral life questions, and more challenging concepts and ideas of adult catechesis.

Our Objective: To explore the complex depth of the theme by exploring the writings of the Church Fathers, Scripture, and historical documents. We hope to introduce tools of apologetics, so participants can learn how to defend a position used as a common argument against the theme.

Quote for the Theme of the Month

1 Corinthians 6:19-20 Do you not know that your bodies are temples of the Holy Spirit, who is in you, whom you have received from God? You are not your own; you were bought at a price



Our Suggested

AGENDA

It is our hope that parish families, homeschool communities, or even individual families will gather together monthly to put these lessons to use and grow together in learning about our Eastern Catholic faith. Whether at the parish hall or a family living room, it is an opportunity for all ages to strengthen their faith while they support each other in community! We suggest the following general plan.

1. Prayer together
2. Break into color-coded groups to begin the individual lessons
3. Snack together
4. Back into color-coded groups for game/activity/craft
5. Gather together to present what you've learned to the large group
6. Close together in prayer

Snack Suggestion:

When thinking about baptism, foods you can dip or dunk come to mind. May we suggest serving apples with caramel dip? We can explain that the apples represent the ancestral sin of Adam and Eve, and when we "baptize" them in caramel, they become so much sweeter!

Let's Get Started!

Happy Birthday to the Church!!

Did you realize that the feast of Pentecost is the biggest feast day of the Church next to Pascha?

That means it's even bigger than Christmas! It's the Birthday of the Church! Because this is such a big day, it calls for a big celebration, don't you think?


When someone we love is celebrating a birthday, we have a party!



Let's plan a birthday party for the Church!!

1. Decorations: Green Branches!

When you have a birthday party, decorations make the atmosphere a special one in which to celebrate. We usually decorate according to a theme or in the favorite color of the one we are honoring, and today the guest of honor is the Church. The Church is brand new today, filled with new life, and we show that by surrounding ourselves with the color green. We will see green flowers and branches decorating the Church, and we can decorate our home icon corners with fresh greenery too. Use vases of fresh green branches from outside; make a wreath for your crucifix; make garlands to adorn your icons, use green candles or holders, make everything look fresh and new!



2. Dress Your Best!

On Pentecost you will notice that many people will choose to wear green too. Choose something green to wear today in honor of the birthday of the Church!


3. Party Hats!

When the apostles were anointed with the Holy Spirit, tongues of fire came down and rested upon each of their heads. You can have a tongue of fire upon YOUR head too! Make this party hat to wear. Cut two strips of green construction paper, or cardstock, to about 4 inches wide and staple or tape them end to end to make one long strip. Wrap this around your head to make a crown. Staple or tape it at the diameter where the hat will fit properly. Now take some orange paper and draw the shape of a big flame, then cut it out and set it aside. Make a smaller one using yellow paper, then cut it out and paste it inside the orange one. Now draw a third one, even smaller, on white paper, cut it out and paste it inside the yellow one. Now you have made your own tongue of fire to place upon your head! Paste this onto the front of your green Pentecost crown and you'll have a perfect party hat, complete with your very own tongue of fire!



4. Make a birthday cake!

We always had a birthday cake to celebrate the birthday of the Church at Pentecost at our house. Your family's favorite recipe will be perfect, but be sure to frost it with...you guessed it, GREEN icing, and 12 birthday candles!!



5. Praise Jesus in many languages, just like the Apostles!

When the Holy Spirit came down, he allowed the Apostles to speak in different languages. We can remember this event by learning to say, "Glory to Jesus Christ" in a few different languages. Here are a few to get you started:

English: Glory to Jesus Christ!

Spanish: Alabado sea a Jesucristo

Old Slavonic: Slava Isusu Christu!

Arabic: Almjd liasue almasih

French: Gloire soit à Jésus Christ

Romanian: Slava lui Isus Hristos!

Latin: Jesus Christus sit laus

Greek: Dóxa ston Christó tou Iisou'

German: Lob sei Jesus Christus

Italian: Gloria a Gesù Cristo



RED

suitable for ages 0-3/infant & toddler:

We like to start early and include everyone in catechesis! Red activities are provided for little brothers and sisters, the tagalongs, who do not require direct instruction but need something to keep them occupied while the rest of the family participates.


Our goal for these littlest members of the Body of Christ is to introduce them to the theme of the day, making positive connections to each other and to Christ through sensory play.

Teaching Objectives/points: Little ones of this age do not need direct instruction on theological matters. They need a positive, playful interaction with their church family. Remember that these little ones are saints in our midst! Show them the sensory materials & books, allowing them to lead the direction of the play. They will show you how well they know and love our Lord in their own little ways!




Suggestions Include:


High-quality picture book and toy recommendations that go along with our themes



Laurel and The Wind
<https://store.ancientfaith.com/laurel-and-the-wind/>



H is for Holy
<https://store.ancientfaith.com/h-is-for-holy>



My Prayer Book
<https://potamitis.us/collections/hard-bound-books/products/6-my-prayer-book-includes-cd-english>



Snuggly saint dolls
<https://www.drawneardesigns.com/play>

Activity

Pentecost is said to be the birthday of the church! For this month's sensory experience, the children will make birthday cupcakes with cloud dough. The ingredients are simple:

- 2 cups corn starch
- 1 cup lotion (unscented is best)
- 1 jar of sprinkles
- Cup cake liners or cupcake pans
- Scoops or spoons



Knead together the corn starch, lotion, and jar of sprinkles until the desired consistency is achieved. The dough will look "powdery," but when you squeeze a small amount in your hand, it should hold its shape. Add more lotion if the mixture is too dry; Add more corn starch if it becomes too sticky.

Cover your play surface or take your materials outside. Place the "batter" in front of the children in a bowl along with their spoons, scoops, and cupcake containers. Talk to them about birthdays and share that the coming of the Holy Spirit is the birthday of the Church. Perhaps even sing happy birthday as you play. Sit alongside them as they enjoy this wonderful new texture!



ORANGE

suitable for ages 3-6—Suitable for pre-readers:

As pre-readers, these children are best served by hands-on experiences, song, and movement as they learn. Although everything from the red level is still applicable, we can adapt the activities to bring them to the orange level by including more hands-on learning and structured play.

Our objective is to present the theme of the day in an engaging way that involves sufficient movement, creativity, and fun to accommodate the activity level of a child of this age.

Teaching objectives/points: These children want to do “what the big kids are doing,” so it is important to help them feel included in the church community and the education process. They thrive on brief instructional education (3 to 5 minutes) and lots of play. For this age group, you can include the suggestions from the red level and then add on the coloring page and song below.

We might say, At Pentecost, the Holy Spirit manifested itself as fire and wind—two things that we cannot hold onto with our bare hands, but we can feel the wind blow our hair on a breezy afternoon or the warmth on our hands from a fire on a chilly evening. We received the Holy Spirit when we were chrismated.


The Holy Spirit lives in YOU and me! And even though we can’t grab the Holy Spirit and hold on to it, we can see and feel God’s love for us and showing us the right things to do.

As we play with our hand kites (see page 11), we can remember how the wind and the breath of the Holy Spirit move inside of us—kind of like the way that the wind moves the ribbons in our hand kites!



DESCENT
of the

HOLY
SPIRIT



SING ALONG



Holy Spirit Is On the Way

By Sylvia Dorham

After the Resurrection
Jesus spoke to them and said,
“Do not depart from Jerusalem
But wait for the promise instead”

CHORUS:
Sit. Together. Pray.
Holy Spirit’s on the way (repeat)

“The promise of the Father
That you heard from me
Will come upon your head, children,
Wait patiently and see.”

CHORUS

“For John baptized with water
But before many days
You’ll be baptized with the Holy Spirit.”
All God’s people praise! (PRAISE!)

CHORUS

How many days did the followers of Jesus wait and pray together before the Holy Spirit came?

Nine days is a long time to stay focused, but the Theotokos and the Apostles helped everyone to remember Jesus’ command to stay in Jerusalem and pray until the promised Holy Spirit came.

How many times does this song repeat, “Sit. Together. Pray?”
On the last repetition, something happens! What is it? Make a sound like the rushing wind!

“You can’t know when I’ll come again,
But in one sudden hour
The Holy Spirit will come down
And you will receive power.”

CHORUS

Then, you will be my witnesses
Here, and to the world’s end
Then, you will be my witnesses
Now, and to the world’s end

Sit. Together. Pray.
Holy Spi... WHOOSH!!!




HOLY SPIRIT HAND KITES

Just like the ribbons of our hand kite are moved and carried by the unseen wind, we are moved and carried by the unseen Holy Spirit within us!


To make your hand kite, each child needs:
1 binder ring or natural wood ring, approximately 2 inches wide
7 pieces of ribbon, string, or yarn of varying widths and textures, each cut 36 inches or longer

Special note: Before class, an adult should prepare all the pieces of ribbon, trimming them to the 36 inch length. Take a lighter and quickly run a flame over the cut edges of your ribbons. This will keep the ribbon from fraying when the children are playing with their kites.

Lay the assorted ribbons out in front of the children. Allow them to choose 7 pieces to create their own mixture of colors and textures.




STEP 1: lay the 7 ribbons out flat in front of you neatly lined up together.




STEP 2: fold the ribbons in half, creating a loop at one end.



STEP 3: thread the loop through the ring



STEP 4: pull the loose ends of the ribbon up through the loop, anchoring the ribbon to the loop.



STEP 5: holding the ring in one hand, pull down on the loose ends with the other hand to tighten the ribbons securely onto the loop. Adjust the knot at the top to be smooth as needed.



YELLOW

suitable for early readers; ages 7-9 years

Because children of this age are now able to read functionally, we can begin to teach them foundational theology points with concrete instruction. They can begin to write about topics as well as create paper projects and use other creative mediums. With a more outward orientation than previously and a new awareness of time, history, and community, at the yellow level, they are more capable of collaborating on projects, although any of the above material may also be of interest to them.⁴⁶

Our goal for this age level is to involve the children in group projects and collaborations so that they can begin to understand and interact as part of a bigger faith community.

Teaching objectives/points: These children are your most eager learners. They want to please you and show the knowledge that they have. Encourage and foster this desire for unity with God with positive encouragement, listening attentively to their ideas and answers.

We might say, At Pentecost, the Holy Spirit manifested itself as fire and wind—two things that we cannot hold onto with our bare hands, but we can feel the wind blow our hair on a breezy afternoon or the warmth on our hands from a fire on a chilly evening. We received the Holy Spirit when we were chrismated. The Holy Spirit lives in YOU and me! And even though we can't grab the Holy Spirit and hold on to it, we can see and feel God's love for us and showing us the right things to do. As we play with our wind gliders, we can remember how the wind and the breath of the Holy Spirit move inside of us—kind of like the way that the wind moves the gliders across the yard!






HOLY SPIRIT WIND GLIDERS

Just like the gliders are carried by the unseen wind, we are carried by the unseen Holy Spirit within us!

To make your glider, each child needs:

- 1 straw
- 1 strip of paper, 1 inch wide by 4.25 inches long
- 1 strip of paper, 1 inch wide by 8.5 inches long
- Tape & glue

First, take your strips of paper and glue them into circles. Then, tape the circles onto your straw, one on each end. Then take your glider to an open space and let it fly through the air!



Holy Spirit Windsock Craft for Pentecost

Jesus once told his disciples,

“Make a tree good and its fruit will be good, or make a tree bad and its fruit will be bad, for a tree is recognized by its fruit. Matthew 12:33

So which would you rather be, a good tree or a bad tree? If we want to be good we must bear good fruit, which means we must live in such a way that goodness comes forth from us, just as delicious fruits come forth from a good tree, so we can nourish all those who come our way! But what kind of fruits do we want to bear?

“ So I say, walk by the Spirit, ...you are not to do whatever you want. But the fruit of the Spirit is love, joy, peace, forbearance, kindness, goodness, faithfulness, gentleness and self-control...” Galatians 5: 16-17:22-23

Do you remember the story of how the Holy Spirit came down upon the frightened disciples in order to give them courage so that they could go out and be fruitful? Let’s make something to remind us of the fruits of the Holy Spirit, of the tongues of fire that landed upon the heads of the Apostles, of the driving wind and the peaceful dove which are symbols of that same Spirit, both gentle and powerful at the same time!

You will need

- A photocopy of the following page onto some sturdy card stock.
- Scissors
- A Hole Punch
- Transparent tape
- Two pieces of string or yarn, (each cut to 24 inches)
- 12 lengths of ribbon or crepe paper, (6 cut to about 12 inches, and 6 that are cut to about 18 inches)

Directions

Cut along the bold line in the center of the page to make the base of our wind-sock.

Next, you may cut out the 12 tongues of fire. Notice that there is a “fruit” of the Holy Spirit noted on each one to help you remember them!

Then you may cut out the gentle doves, being very careful NOT to cut on the dotted line. Punch a hole on the black dot in the center of the dotted fold-line and then fold it in half so that His image is on both sides.

Run a length of transparent tape along the top and bottom of the base, on the reverse side of the wind sock, to give it some added support. Next, you may punch 5 holes in the top of the base, and 12 holes in the bottom of the base, (through the tape you just put down) each where you see a black dot.

Tape a tongue of fire to the bottom of each of the 12 lengths of ribbon or crepe paper and tie (or tape) them to the base, alternating the longer and shorter lengths of ribbon, where you see one of the dots. You should have a row of these along the bottom of your wind-sock!

Next, bring the sides of your base together to overlap where you see the dotted line, and tape this in place to make a tube. Make sure it is sturdy! You may want to add some staples to be sure.

To hang your windsock, you will take each of the two lengths of string or yarn and tie each end, criss-cross fashion, to the top of your base to form an X across the top. Now, slip each loop of the X into the hole in the base of your dove so that he sits atop the base, tape both sides of the dove together, then tie a knot above his head to make a loop for hanging.

Now you may hang up your Pentecost Wind-Sock and watch what the wind can do!

Heavenly King, Comforter, Spirit of Truth,
who art everywhere present and fills all things;
Treasury of blessings and Giver of Life,
Come and dwell within us; Cleanse us of All stains,
and save our souls. © Gracious One!



GREEN

(suitable for Pre-teens, ages 10-12 years):

This age group is now able to read for comprehension and can apply the teaching they have received to their lives and the lives of those around them. Building on the previous stages, the children in the Green level can delve deeper into the story of salvation and begin to especially focus on how each is called to participate in this plan and see that Christ is the source of our strength.

Our objective is to use reference tools to explain the topic of the month and encourage the student to feel confident in searching for these tools on his own.



Teaching Objectives/Points: *For class, we might say, at Pentecost, the Holy Spirit manifested itself as fire and wind—two things that we cannot hold onto with our bare hands, but we can feel the wind blow our hair on a breezy afternoon or the warmth on our hands from a fire on a chilly evening. We received the Holy Spirit when we were chrismated. The Holy Spirit lives in YOU and me! And even though we can't grab the Holy Spirit and hold on to it, we can see and feel God's love for us through the Holy Spirit present within us. Just like the wind carries objects from one place to another, when we are stressed or worried, we can ask the Holy Spirit to carry us and help us make decisions that will glorify God and guide us to our salvation. And in the same way that the flame of one candle can light another without diminishing its own light, the Holy Spirit can give you the words to share your faith and thereby evangelize others, bringing spiritual light to the world!*



Note to Teachers: the above commentary could be enhanced by beginning with the children in a darkened room. Light one candle and give each child a candle to hold. Take your candle and light the candle of the person next to you, then ask them to share the flame and continue on until all the candles are lit. Have them observe the flame. Ask them: Can you “catch” the flame? Hold it? No. But can we see everything else by the light of the flame? Yes. In the same way, the Holy Spirit illumines all of us!

And then segway into the activity that you choose.

Pentecost

WORD SEARCH



inspiration
 cleansing
 tongues
 fire

pentecost
 greenery
 apostles
 dove

upper room
 prophecy
 truth
 wind

paraclete
 courage
 flames
 life

WORKSHEETS ALSO AVAILABLE AT BYZIMOM.COM!

MAY BE PRINTED AND SHARED FOR EDUCATIONAL USE. NOT TO BE USED FOR COMMERCIAL PURPOSES. ALL RIGHTS RESERVED BYZIMOM.COM © 2019

ARTWORK BY LILLIAN BARON (C) 2019

TEMPLE OF THE HOLY SPIRIT

Rebecca O'Loughlin



“Chrism” is oil for anointing,
It’s poured on a person - a sign:
It sets them apart from all others
To work in God’s Holy design.

“I know that the Lord saves His anointed; He will hear him from His holy heaven with the saving strength of His right hand” (Psalm 20:6).

Chrism is made from olive oil and balsam. Balsam is an oily resin comes from many different kinds of plants. The most expensive “balsam” is from the plant known as the Balm of Gilead, pictured in the upper right of the illustration. But the most traditional chrism is a combination of 36 different balsam plants infused in olive oil!



The chrisem of old was a sign of things
That was to come by and by.
The old "christs" were of an earthly world,
You're a child of God Most High.

It's special. So, who gets anointed?
Priests, prophets, and kings do.
And God had a plan for His children
To consecrate many from few.

What does "christ" mean in Greek? Anointed. Jesus is *the Christ, the Anointed One*. All others who are anointed point to him, and partake in His own anointing. Christ is like the ocean: all those who are anointed are rivers who receive their water from Him.

What ancient king is in the picture? He's holding shepherd staff, and the symbol of his tribe, Judah (on the upper left) is a lion (and he killed a wild lion who was threatening his sheep with his bare hands). On the right is a harp because he wrote most of our psalms and was a wonderful musician. King David! The high priest anointing David is Saint Samuel.



So, after Christ rose and ascended,
The Apostles assembled to pray,
God poured down a fiery blessing,
Anointing them all in that way.

This wasn't mere oil but His Spirit
And great gift then occurred:
Fortitude, Knowledge, and Wisdom
Counsel and Fear of the Lord,

Piety and Understanding,
Healing and Speaking in Tongues,
Courage to preach to the Nations,
Power to forgive us our wrongs.

Some had a gift to be teachers.
Others had gifts to exhort.
Here was the start of a people
Anointed to share in God's work.

“Shavuot” in Hebrew means “seven” and refers to the giving of the law to Moses seven weeks after the original Passover in Egypt. Seven weeks after Christ’s Passover, we celebrate our own “Shavuot” or “Pentecost” (which means 50 in Greek). Instead of the Old Testament Law on heavy stone tablets, the Apostles received the Holy Spirit, and God’s law was written on their hearts.

“In the last days,’ God says, ‘I will pour out my Spirit on all people... On my servants, both men and women, I will pour out my Spirit in those days, and they will prophesy... everyone who calls on the name of the Lord will be saved’” (Acts 2:17, 18, 21). The Gift of the Holy Spirit is meant for all nations.

“When the Most High came down and confused the tongues, he divided the nations. But when he distributed the tongues of fire, he called all to unity. Therefore, with one voice, we glorify the All-Holy Spirit!” (Kontakion for Pentecost)



God didn't want His blessings
 be enjoyed by only a few.
 God called the world to His Kingdom:
 Jesus Christ wants YOU!

The Holy Spirit has come on you,
 Anointed you king, prophet, priest.
 Rejoice, for you have put on Christ,
 And are dressed for the Heavenly Feast.

“Peter replied, “Repent and be baptized, every one of you, in the name of Jesus Christ for the forgiveness of your sins. And you will receive the gift of the Holy Spirit. The promise is for you and your children and for all who are far off—for all whom the Lord our God will call” (Acts 2: 38-39).

Paul wrote about Holy Chrismation when he said: “Now it is God who makes both us and you stand firm in Christ. He anointed us, set his seal of ownership on us, and put his Spirit in our hearts as a deposit, guaranteeing what is to come” (2 Cor. 1:21-22).

“The Seal of the gift of the Holy Spirit.” When we hear these words at our Chrismation, it is the Holy Spirit himself who is given. A perpetual seal marks the Christian, deepens the faith, and bestows gifts, grace, and further union of the Christian with our Lord.



As a priest, you offer sacrifice,
 A gift of self outpoured.
 As prophet, you witness to the truth,
 As king, lead souls to the Lord.

Through Chrismation every member of the Church becomes a prophet, and receives a share in the royal priesthood of Christ; all Christians alike, because they are chrismated, are called to act as conscious witnesses to the Truth. "You have an anointing (chrisma) from the Holy One, and know all things" (1John 2:20).

The bee in the illustration symbolizes over-abundant hard work along with the sweetness of labor (they work diligently and have honey to share).

The locust was a plague in the exodus story. While it could be a symbol of hardened hearts, when the locust is shown in Christ's hand or beside the bee (John the Baptist ate locusts with honey), the locust becomes a symbol of the heart sweetened by Christianity, turned to Christ.

Can you think of ways in which you are a priest, prophet, and king in your own home? How about others you know?



We are each a living stone of the Church,
And Christ is the cornerstone.
The Holy Spirit dwells within,
And makes Himself a Home.

“So then you are no longer strangers and aliens, but you are fellow citizens with the saints, and are of God’s household, having been built on the foundation of the apostles and prophets, Christ Jesus Himself being the Cornerstone, in whom the whole building, being fitted together, is growing into a holy temple in the Lord, in whom you also are being built together into a dwelling of God in the Spirit” (Ephesians 2:19-22).

Reread the Bible quote as you contemplate the dome of the Church. How do our Churches illustrate this reality?

The inside of the Church in the painting is the dome in the Church of the Holy Sepulchre in Jerusalem. How does the Pantocrator inside our Churches represent Christ as the Cornerstone? What does it mean for Christ to be the cornerstone of our Church?

Christ is surrounded by saints. What does this mean in terms of being living stones of the Church?

BLUE

suitable for young teens, ages 13-15 years

The young teenage student looks outside his family to the broader community and the world, wanting to understand it and participate in it. We begin to introduce community service ideas and encourage parish participation in various ways so that they can serve both their parish community and the Church at large.

Our goal is to provide ideas that encourage students of this age to remain engaged in developing their own spiritual identity and find support within the Church community.

Teacher Objectives/Points: For class, we might say, at Pentecost, the Holy Spirit manifested itself as fire and wind -two things that we cannot hold onto with our bare hands, but we can feel the wind blow our hair on a breezy afternoon or the warmth on our hands from a fire on a chilly evening. We received the Holy Spirit when we were chrismated. The Holy Spirit lives in YOU and me! And even though we can't grab the Holy Spirit and hold on to it, we can see and feel God's love for us through the Holy Spirit present within us. Just like the wind carries objects from one place to another, when we are stressed or worried, we can ask the Holy Spirit to carry us and help us make decisions that will glorify God and guide us to our salvation. And in the same way that the flame of one candle can light another without diminishing its own light, the Holy Spirit can give you the words to share your faith and thereby evangelize others, bringing spiritual light to the world!

Note to Teachers: the above commentary could be enhanced by beginning with the children in a darkened room. Light one candle and give each child a candle to hold. Take your candle and light the candle of the person next to you, then ask them to share the flame and continue on until all the candles are lit. Have them observe the flame. Ask them: Can you "catch" the flame? Hold it? No. But can we see everything else by the light of the flame? Yes. In the same way, the Holy Spirit illumines all of us!

And then segway into the activity that you choose.



SYMBOLISM IN OUR ICON OF THE MONTH



Source: An icon of the Christian Pentecost, in the Greek Orthodox tradition. This is the Icon of the Descent of the Holy Spirit on the Apostles. Public domain, wikipedia.org

As we explore the concept of the Church as a Temple of the Holy Spirit, perhaps no better icon reflection can be chosen than that of Pentecost. In the Book of The Acts of the Apostles, chapter two, we hear the story of the rushing wind and tongues of fire that fill the upper room where the apostles waited for the Helpmate promised to them by Christ. Filled with the Holy Spirit, the apostles were emboldened to preach and spread the Gospel of Christ throughout the world.

Pentecost is celebrated 10 days after the Ascension and 50 days after Pascha, the Resurrection of Christ. Pentecost (in Greek Pentekoste) means fiftieth day. In

the Old Testament, the Feast was celebrated as a remembrance of Moses being given the Law on Mount Sinai. In the New Testament, it celebrates the descent of the Holy Spirit. In the icon, we see both the historical event but also the spiritual meaning and implications of the event, showing the Holy Spirit's continued presence in the Church.

It is perhaps easiest to think of the icon in three parts, the first being the representation of the Holy Spirit at the top of the icon. The blue mandorala represents the presence of the Unseen God, with twelve rays coming out from the mandorala to each of the apostles. These rays represent the diversity of gifts bestowed upon each of the apostles all coming from God. Directly below the Mandorala, we find an empty seat, said to represent the throne of Christ who remains invisibly present as the head of the Church.

The second portion to consider in the icon is the apostles themselves. Seated in a semicircle, they are enlightened from above by the Holy Spirit. Their position and equal size is a deliberate representation of their equality and harmony. In the seats of primacy at the center top of the left and right of the semicircle, we see Saints Peter and Paul. This may seem strange since St. Paul was not present at the time of the appearance of the Holy Spirit in the upper room. However, this reminds us of the purpose of icons- not to merely show a historical event, but to present a spiritual truth in an accessible way. The Holy Spirit fills and guides St. Paul in the early Church as he does the Bishops of the Church in the present day, not only at a singular event of the past. Through our Chrismation, we too are mystically joined to this moment in the upper room. You will also notice the book in St. Paul's hand and the scrolls in many of the other apostles' hands, representing their many written works as well.

The third portion to consider is the kingly figure in the dark semicircle at the bottom of the icon. Named Cosmos, he personifies the people of the world who were in darkness awaiting the liberation from sin and death. He is dressed as a king, representing the dignity of humanity, made in God's image. Hands open, he stretches out a blanket to receive scrolls, representing the world receiving the Word of God. Though we were in darkness, the Holy Spirit reaches us all!

NAME THE FRUIT

....of the Holy Spirit

When we live in the presence of the Holy Spirit, it should show! Those of us who have been Chrismated and have received the seal of the gift of the Holy Spirit are called upon to bear the fruits of the Holy Spirit who now lives in us. Jesus said,

Matthew 7:17-20 Likewise, every good tree bears good fruit, but a bad tree bears bad fruit. A good tree cannot bear bad fruit, and a bad tree cannot bear good fruit. Every tree that does not bear good fruit is cut down and thrown into the fire. Thus, by their fruit, you will recognize them.

But exactly what are those fruits?

Galatians 5:22-23 - But the fruit of the Spirit is love, joy, peace, patience, kindness, goodness, faithfulness, gentleness, self-control; against such things there is no law.

So now that we know what they are, let's see if we can recognize them! Here is a list of the 9 fruits of the Holy Spirit that are mentioned in the epistle to the Galatians.



Love
Joy
Peace
Patience
Kindness
Faithfulness
Gentleness
Self Control
Goodness

Take a look at the following clues and see if you can determine which fruit they are referring to.

- 1** This fruit allows you to act for the good of people, whether or not they deserve it, and without judging them. Having or displaying a friendly, generous, and compassionate nature. [Matthew 14:14](#) says: *When He went ashore He (Jesus) saw a great crowd, and He had compassion on them and healed their sick.* This is an example of the cultivation of this fruit. [Ephesians 4:32](#) says: *(Have this fruit toward) one another, tenderhearted, forgiving one another, as God in Christ forgave you.*
- 2** This fruit comes from the Greek word "agape". It is sacrificial. It is what motivated God to send His only begotten Son to take away the sins of the world ([John 3:16](#)). This is not just a "feeling" or an "emotion," but it displays the nature and character of God. ([1 John 4:8](#)).
- 3** The Greek word for this fruit is "makrothumia" which means longsuffering, endurance, and fortitude. This fruit is especially challenging to cultivate in the information and technological age where everything may be done instantly. [Romans 12:12](#) says: *Rejoice in hope, (have this fruit) in tribulation, be constant in prayer.* [Ephesians 4:2 NIV](#) says: *Be completely humble and gentle; (have this fruit), bearing with one another in love.*
- 4** The Greek word for this fruit is "prautes", and it is also commonly known as meekness or humility. [Philippians 2:5-8](#) says: *Have this mind among yourselves, which is yours in Christ Jesus, who, though He was in the form of God, did not count equality with God a thing to be grasped, but made Himself nothing, taking the form of a servant, being born in the likeness of men. And being found in human form, He (had this fruit) by becoming obedient to the point of death, even death on a cross.*

[Philippians 2:3-4](#) says: *Do nothing from rivalry or conceit, but in (having this fruit) count others more significant than yourselves. Let each of you look not only to his own interests but also to the interests of others.*

[Galatians 6:1](#) says: *Brothers, if anyone is caught in any transgression, you who are spiritual should restore him in a spirit of (this fruit) . Keep watch on yourself, lest you too be tempted.*

5 Comes from the Greek word "*agathosune*", and can be defined as something that is desired or approved of.

When something (has cultivated this fruit) it means that it is morally right or excellent; righteousness.

[2 Corinthians 5:21](#) talks about this fruit saying: *For our sake, He made Him to be sin who knew no sin, so that in Him we might become the righteousness of God*

As Christians we can display (this fruit) of God when we walk in the Spirit and obey the word of God.

6 This fruit relates to commitment and loyalty. We are called to display this fruit toward God by obeying His word. In all that we do, so that God comes first.

Having this fruit means that our worship and loyalty belongs to God alone and nobody else.

In [Luke 16:10](#) Jesus says: *"One who (has this fruit) in a very little is also (has this fruit) in much, and one who is dishonest in a very little is also dishonest in much.*

7 When you're in a state of calm and assurance that everything is under God's control despite the external or surrounding circumstances.

The Greek word "*eirene*", which expresses the idea of inward calmness, completeness, or tranquility that is unaffected by the outward circumstances.

The word *eirene* strongly suggests the rule of order in place of outward chaos.

This fruit is sourced from the Holy Spirit through a relationship with Jesus Christ.

In [John 14:27-28](#) Jesus says that with this fruit, *"(This fruit) I give to you. Not as the world gives do I give to you. Let not your hearts be troubled, neither let them be afraid."*

[Philippians 4:6-7](#) says: *Do not be anxious about anything, but in everything by prayer and supplication with thanksgiving let your requests be made known to God. 7 And (this fruit) which surpasses all understanding, will guard your hearts and your minds in Christ Jesus*

8 This fruit gives you *the ability to regulate one's emotions, impulses, and desires, especially in difficult situations;*

The Greek word for this fruit is "*egkrateia*", which means having command, or mastery over, or possession of "one's own behavior."

[2 Timothy 1:7](#) says: *For God gave us a spirit not of fear but of power and love and (this fruit).*

[Titus 2:12](#) says: *Training us to renounce ungodliness and worldly passions, and to live (with this fruit), upright, and godly lives in the present age.*

9 Is derived from the Greek word "*Chara*".

This fruit remains despite the negativity of external circumstances because it comes from having a relationship with Christ.

[Nehemiah 8:10](#) says that *(this fruit)... is your strength"*

[Acts 13:52](#) says that *the disciples were filled with it and with the Holy Spirit."*

Find the Keyword:


Now that you have labeled each fruit in the proper order, count the letters and fill in the letter that corresponds to the number below each blank to find the missing word in the next sentence.

3 4 7 6 9 8 3 9 3

You will find that acquiring these fruits is _____ for you to become what God had in mind for you when you were chrismated!

Key word: Necessary

Answers:
Fruits in order: Kindness; Love; Patience; Gentleness; Goodness; Faithfulness; Peace; Self control; Joy




VIOLET

(suitable for teens and adults ages 16+):

Learning about the faith isn't just something for childhood, but it is rather a life-long journey that takes us ever closer to God. This group can tackle apologetics, moral life questions, and more challenging concepts and ideas of adult catechesis. Our goal for this adult group is to explore the complex depth of the theme by exploring the writings of the Church Fathers, Scripture, and historical documents. We hope to introduce tools of apologetics, so participants can learn how to defend a position used as a common argument against the theme.





МР. ОУ

СВ. ИОСИФ

Ω Ω

Based on the beautiful icon of The Holy Family in the Ukrainian Catholic National Shrine of the Holy Family , Washington, D.C.
These coloring pages are proprietary and may not be used for commercial purposes. SS . Joachim and Anna Ukrainian Catholic Church, Front Royal, VA



Our Own Private Little Pentecost:

The Mystery of CHRISMATION

I wept five times as I witnessed each of my children receive their own private little Pentecost. They had been immersed into the tomb of baptismal water with Jesus and emerged, resurrected to their new, spotless life in Christ. Their little beings were now absolutely at the peak of their perfection, as closely resembling the purity and perfection of the Christ Child as they ever would or could.

Just as we do not preserve our food after it has been in a basket on the counter for a week, but rather when it is at the pinnacle of freshness, we ask God to preserve the senses of our little ones immediately after baptism. It only makes sense to have those precious little senses sealed and anointed before they become tainted by the world. So we ask the Holy Spirit to descend upon their little hearts, minds, eyes, ears, nose, hands, and feet by the anointing with Holy Chrism, and we consecrate these senses to the service of Christ and ask Him to bless and keep them. Just as the Holy Spirit descended at Pentecost and gave vibrancy and strength to His Church, He gives vibrancy and strength to the little one and to his family, as the Spirit is called upon to work through him.

You'll remember that at Pentecost, the Spirit came down upon the Apostles, who had previously been a bit dormant and paralyzed by fear of persecution after the crucifixion. In the holy icons written of the event, it is noted that we see, front and center, the Theotokos. This is important. While the Apostles clearly represent the priesthood, the Theotokos represents motherhood. There are two ways in which the teachings of the Church are upheld and propagated: by the priests and by holy mothers and fathers in the flesh who see to it that their children are brought up in the faith.

Because we do not, as other Churches do, wait for chrismation until the children become aware, the responsibility to foster these gifts and preserve these seals falls to their parents.

Acts 2:38-39: *Peter replied, “Repent and be baptized, every one of you, in the name of Jesus Christ for the forgiveness of your sins. And you will receive the gift of the Holy Spirit. The promise is for you and your children and for all who are far off—for all whom the Lord our God will call.”*

Above all else, remember that a passenger on a turbulent flight is instructed to don his own oxygen mask before assisting his child. Parents must practice their faith as vividly as possible when their children are watching. Children will do as we do, think as we think, and love as we love. It only follows naturally that they will

express their faith as we do, patterning themselves after us.

During the Chrismation service, the priest anoints each of these areas with blessed oil known as holy chrism, conferring "the seal of the gift of the Holy Spirit" upon each of these areas.

Forehead: As the seal is placed upon the child's forehead, we ask God to sanctify and seal their mind. We consecrate to God the thoughts of the child as they grow and gain wisdom and understanding. You can not love what you do not know, but we can come to know God by His Word, through the teachings of His Church, and through prayer. We who have been chrismated should explore WHY we believe what we believe and utilize both SCRIPTURE and the CATECHISM for every question we have about the faith. Everything we need to know can be found there. We should begin to use them often so we can begin to know God better. When we set up an icon corner in our home, we show that God is the MASTER of our household. Icons are teaching tools, so we can look to them, with their unique symbolism, to provide us with the teachings of the Church, even without using written words. We can pray there in the morning, in the evening before bed, at every mealtime, in times of distress, or in times of joy. It is important to live up to this consecration by devoting our minds to the things of God.

Eyes: Luke 11:34: *Scripture tells us, "The eye is the lamp of your body; when your eye is clear, your whole body also is full of light; but when it is bad, your body also is full of darkness." To consecrate our eyes to the service of God, it goes without saying that we must guard what it is that we allow ourselves to see. It's impossible to "unsee" something, and memories of sights once seen will stay in the mind and can become a torment for us or even lead us to temptation. We need to keep those kinds of sights away and look only at things that will lead us to appreciate the goodness and beauty of the world, of the landscape, of the forms and structures found in nature as God has created it so that we can learn to see God in everything and everyone.*

Nose: The nose filters out impurities in the atmosphere around us so that we breathe in pure and clean air. Likewise, we need to discern which elements of our spiritual atmosphere can be allowed to pass into our being to nourish our souls and which elements must be filtered out as contaminants. This applies to books, movies, magazines, television programming, computer games, conversations, friends, classes, activities, trends and fashions...everything! Become your own filter!

Mouth: The mouth has two functions; it is used for both speaking and eating.

Concerning speech: *Consecrate every word you say to God! Pray aloud. Sing at Divine Liturgy. Form good speech habits, praise God, and support each other with positive and helpful speech. Refuse to engage in profanity, disparagement of others, and crude talk that is unbefitting a Christian. Consecrate all of your speech to God and His work.*

Concerning Nourishment, *we must learn how to properly participate in all of the feasts and fasts of the Church to nourish and care for the body that God has provided for us.*

Ears: When we consecrate our ears to God's service, we learn to listen for the voice of Christ when others speak to us. It is obvious to consider what you do hear, but you must also be aware of how important it is to appreciate the absence of sound. Try often to be still; learn to listen for God's small, still voice within you, speaking to your heart!

Breast: It's so very important to learn how to love! Love means that we want what is best for the salvation of others, especially those who are not kind to us. Remember that the Gospel we hear on Meatfare Sunday about the Last Judgment tells us that we must learn to love well so we can be among the sheep and not the goats!

Hands: The love that we cultivate in our hearts should lead us to work and pray for others! We must try to work, clean, cook, etc. cheerfully...a good work ethic is so very pleasing to God, who loves a "cheerful giver". Develop the habit of giving gifts of service to others; send cards and handmade gifts to loved ones, spiritual fathers, and religious too! Collect pennies for the poor and use them to buy Thanksgiving items for the food drive or items of clothing for those in need. Help your parents to deliver meals to those who are grieving a loss or welcoming a newborn. Handiwork makes a great gift to others and to God. Create things in imitation of the Father, the Creator of the universe, and give them to others as He gives to us!

(And parents: remember that children learn by doing, and associate stories with memories of crafting and creating...try the Jesse Tree at advent! Crafts associated with a particular saint or holy day observance will cement those memories in their minds as they work!)

Feet: Our feet are blessed so that we can not only profess to be Christians but can also "walk the walk". Choose an honorable path and bring the light of Christ that dwells in you to those who can't or won't come to Him. Also, go to Liturgy and participate in everything as soon as possible. Participate in processions, pilgrimages, and missions, do prostrations when it is appropriate, and make an excellent sign of the cross as a witness to everyone that you are a believer.

The next generation of believers should not only be welcomed but encouraged to participate in every aspect of Church life. Remember that the Holy Spirit has sealed all these gifts that God has given to all little believers in their perfection when they were Chrismated. It's up to the whole Church to provide the right conditions and encouragement so that even children can have the courage to open these gifts up and share them with the world!

The Wisdom of Childhood

Heavenly King, Comforter, Spirit of Truth,
Who is everywhere present and fills all things,
Treasury of Blessings and Giver of Life,
Come and dwell within us,
Cleanse us of all stain,
And save our souls, O Gracious One!

The day I discovered that God would allow me to assist him in creating a new life is a day that I will never forget. I fainted. Yes, it's true! When I arrived home from work, I prepared a little gift for my new husband: a baby spoon wrapped in tissue paper. I left it on the dinner table next to his plate. I knew he would be so thrilled!

I felt time stand still for a minute, and silently, and ever so gently, the reality of our new situation pressed upon us, and we both cried out with joy.

And suddenly, there came from heaven a sound like a mighty rushing wind, and it filled the entire house where they were sitting. And divided tongues as of fire appeared to them and rested on each one of them. And they were all filled with the Holy Spirit and began to speak in other tongues as the Spirit gave them utterance. (Acts 2:2-4)

Now we had only been married for three months when God gave us the gift of our daughter. Of course, there were those around us, well-meaning but worldly in their view of life, who suggested that we were out of our minds to begin our family so soon. For us, there was never a question that parenthood would be our first goal and that God would decide when and if that would happen for us. Despite their concerns, we were thrilled and couldn't wait to share our joy with our family and friends.


"...We hear them telling, in their own tongues, the mighty works of God, and all were amazed and perplexed saying to one another, "What does this mean?" But others, mocking, said, "They are filled with new wine!" (Acts 2:1-3)

Thus, the trinity of our new little family was formed in the image of God. In imitation of the Blessed Trinity, Father, Son, and Spirit our family now existed as three in one family: Father, Mother, and Baby.

I must admit that before that time, my world had been centered around, well...me! Like most young adults, I focused on things that I thought I needed to consider myself successful. I thought I was a good and spiritual person. I thought I was aware of myself, and I thought I was happy, but oh, how wrong I was. After having not just one but five of these little miraculous gifts from God, I had long contemplated (especially during night-time feedings) the great purpose they serve in representing the Holy Spirit in the trinity of the family. My husband had done an excellent job representing the strength and discipline of the Heavenly Father. He laid out a plan for our future, built a wonderful home for our family, often worked two jobs to provide for our needs, and dispersed authority and justice with love and concern for us all.

Everything we had was lovingly given to us by him, and the children knew it. I reminded them of it every time they would fight over a toy or when they suggested that something is "mine." They knew that nothing belongs to us but that everything is provided by a loving father whose desire is for them to use it and be happy. They understood that, and their virtues of generosity and gratefulness were nurtured by it.

I distinctly remember one summer day, when I was pretty far along in my first pregnancy, the thought came crashing down upon me that this child I was expecting was growing quite large. The overwhelming desire to see her, hold her, and care for her was struck against the panicked understanding that there was only one way I could do so: I would have to deliver her. Never having done this before, I was afraid of that unknown. Feeling her cuddle against me inside, knowing that she needed and wanted to be with me as much as I needed and wanted to be with her, gave me the courage I needed to undertake the task at hand fearlessly. I would do whatever it took to have her with me. Then I thought of Jesus. This must have been how he felt when he contemplated the cross. There was only one way to reconcile us to God, only one way for us to join Him in heaven again, and He would willingly endure suffering and humiliation to achieve that goal.



We mothers are so much like Christ. We suffer purposefully for our families; we teach them, provide them with an example of life to follow, and sometimes even mediate for them before their father. Because we have such a great relationship, which grew in strength even before the children came to be, he will listen to me. The love between God the Father and His Divine Son is so great, so powerful, that it overflows into an entirely new and complete person in that of the Holy Spirit.

Knowing that our baby was on her way, our home, our very lives, would begin to evolve and change in a significant manner. The changes started when we built our new home, one with a yard and room for a swing set. We set up a nursery, bought the layette, went to the prescribed childbirth classes, read, read, and read about parenthood. But the changes didn't stop there, extending even to our souls. Our little model of the Holy Spirit would instill in us a desire to become more transparent and become perfect role models for her. We began to talk about our faults more openly and ask each other for help in overcoming them before the baby saw them. My husband gave up smoking. I became more mindful of my speech, which is a definite work in progress. I once corrected one of my children after hearing her speak nastily to her sister,

"Mommy doesn't care for that phrase!" The stinging reply shot back quickly, "Yes, you do! You say it all the time!" Sometimes, the Holy Spirit speaks like a gentle whisper, sometimes like a gale-force wind. At any rate, the children in a family force us to see ourselves as we are and give us the intense desire to change quickly.

Before our children were born, my husband and I would often remark that the "Mommies" in our extended family often spoke as if they had forgotten their very dignity and had reverted to childhood themselves. I would have none of that! No way would I ever speak in that sing-song fashion and play those silly games. NEVER would I wear those unfashionable clothes and carry that enormous sack full of stuff everywhere. I dreaded their conversations, which always revolved around laundry and storybooks. That was just not me; that is, not yet.

Children, I have come to understand, prioritize quite differently. They don't care about fashion or dignity. They care about butterflies and mud puddles, snuggling and nap time, and everything else comes to them besides. Then they grow up. They forget how to be still, how to roll down a hill, to jump on the bed after their bath, to enjoy the sunshine, or how a crisp apple smells. They forget more and more and more of the joys of life until the Holy Spirit, in the form of their own children, gently and lovingly forces them back to reality.

Once I sent my son to the garden to pick something for dinner and wait, and waited, and waited for him to return with it, only to find that he had found a cricket on the way and had followed him around the yard, cucumber in hand. I asked myself if I should reprimand him for not sticking to the task, or should I join him in contemplating the creation of such a fine jumper? I often think that I would have never seen another cricket in my life had I not had this child. I would have never looked at the prisms of sunlight through the clouds on a cold day, nor would I have ever again skipped rope, nor would I know the words to "Jesus Loves Me."

When the children ask such profound questions such as "Why do we have seasons?" "Do angels really have wings?" or "Why doesn't God just stop the bad guys?" We are forced to contemplate and at least try to answer them, and we are inspired. How great is our God that in His mercy, He gives humanity another chance to see clearly!

Those sing-song-y rhythms that I used to detest have become my joy and the foundation for my prayers. Imagine that! My children have slowed down the cadence of my life, slowly and methodically detaching me from what I used to think of as indispensable and replacing it with nothing but them. The Spirit cleanses.

Long gone is "dry clean only"; it has been replaced with simple and launderable cotton.

Long gone is the power lunch; it has been replaced with mac and cheese.

Long gone are the professional journals; they are replaced with curriculum catalogs.

Out with the complex and in with a simple and joyful life. Without the presence of the Spirit, in the form of my children, I would still be floundering in search of something that does not exist. I am focused on what is essential now and can clearly see the direction that God wishes for me to go. As my children grow strong and sturdy, steadily into adulthood, particularly as my little baby girl has grown, married, and now awaits the birth of her second little one, my soul contemplates the next generation of children to grace our family. I marvel that God had ordained that, just when each generation needs reminding of the simplicity of the spiritual journey of life, another breath of fresh air is sent to them in the form of our children and grandchildren, and I look forward to refining all that precious wisdom yet again through them.



<https://www.byzimom.com/>



<https://godwithusonline.org/>

These lessons were lovingly and prayerfully crafted for your ByziFamily by the ByziMoms who work in unity to bring you ByziKids Magazine.

Lynne Wardach
Khouria Jocelyn Abyad

CREATORS AND EXECUTIVE EDITORS

Mirna Farahat

GRAPHIC ARTIST & LAYOUT EDITOR

Julie Luckey
Khouria Sylvia Dorham
Rebecca O'Loughlin
Pani Sarah Tamiiian

CONTRIBUTING EDITORS

To see more of our feast day activities please visit the ByziKids page at ByziMom.com.
Let us know what you think of The Dwelling Place! Contact us: ByziKids@gmail.com



We, the ByziMoms who collaborate to produce ByziKids Magazine believe...

- * that today's world does not strive to provide a culture of respect toward God, His Church, or His teachings.
- * that Eastern Christian families are in dire need of fellowship and resources for teaching the littlest members of the Body of Christ about Him and His will so that they may become the next generation of the true Church.
- * that Byzantine Children deserve resources that speak to their little hearts and souls in the language of their own culture as Eastern Christians.
- * that these resources should be shared with anyone and everyone who can use them, regardless of their affiliation with any particular Church or jurisdiction since we understand and respect that Christ's final plea to His Father was that we all be **One**.
- * that these resources should provide our children with lessons that appeal to the same five senses that were consecrated to Christ by their chrismation, and that the lessons be should be fun as well as educational!

Finally, we the ByziMoms who collaborate to produce ByziKids Magazine believe that this is a wonderful way for us to multiply the talents we were given, share the things we have learned in the education of our own children, and thereby glorify God.

We hope you enjoy our publication.