

"...YOU MADE THE MOON TO MARK THE MONTHS" ...CONT.

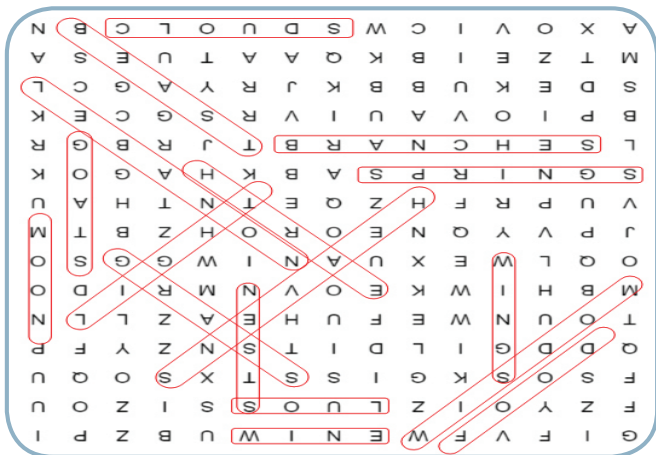
Revelation 12: 1-5: A great and wondrous sign appeared in heaven: a woman clothed with the sun, with the moon under her feet and a crown of twelve stars on her head. She was pregnant and cried out in pain as she was about to give birth.

Surely, this passage refers to the virgin-birth of Jesus. This image appeared in the sky at the same time as the coronation of the King. The magi would see these images at the same time and realize that a Jewish king had been given to the world, the one prophesied to be born of a virgin.

The software clearly shows that on the night of the 25 of December, in the year 2 BC, the planet Jupiter again enters into retrograde motion and appears to come to a FULL STOP over the town of Bethlehem! How magnificent is Our God to have placed all these stars in the sky from the beginning of time, setting them in precise motion, like a clock, to tick and tock throughout the ages and align themselves precisely to form such patterns that we could interpret and marvel at today! Without modern technology, we would most likely not have noticed what the ancient magi did back then. Today, when society is so severely tempted to ignore and deny God's existence, He permits us to find such startling and clear evidence of Him. What else is in the stars? Yes...there is more!

To find out more about what the stars have to say, go to <http://www.bethlehemstar.com/> or watch the wonderful documentary in its entirety on youtube: <https://www.youtube.com/watch?v=u7YTE7WFB6Y>

- written By by Lynne Wardach



ANSWER KEY TO CROSSWORD
(THIS IS UPSIDE DOWN)

WORKSHEETS ALSO AVAILABLE AT BYZIMOM.COM!

MAY BE PRINTED AND SHARED FOR EDUCATIONAL USE. NOT TO BE USED FOR COMMERCIAL PURPOSES. ALL RIGHTS RESERVED BYZIMOM.COM © 2019

ARTWORK BY LILLIAN BARON (C) 2019

FIELD JOURNAL ACTIVITY



LET'S GO EXPLORE!

We have included some field journal pages for you to go out into the wilderness, just as Christ did, and see the beauty of God's creation for yourself! Our Faith is well known for the many religious who have gone out into the wilderness to find God, just like Saint Mary of Egypt!

Going outside is very good for you and nature is full of many discoveries. Biologists and botanists are scientists that study animals and plants and these scientists like to keep field journals to help them keep track of their research.

The first step of creating your field journal is writing down the subject, date, and the weather! Your subject is the animal, plant, or thing you are observing. Writing down the date and the weather is important because these are variables that could affect your subject.

There are 3 main sections on your Field Journal pages, OBSERVATIONS, SKETCH, and FINDINGS. The OBSERVATIONS section is for writing down the things you observe about your subject. For example, if your subject is a male cardinal, you might observe that the male cardinal has red feathers.

The SKETCH section is for you to visually document any of your observations. Using the male cardinal as an example again, you might draw a picture of a bird with red feathers.

The FINDINGS section is for taking your observations and translating them into a scientific discovery! Still using the male cardinal as an example, you might find that male cardinals are red whereas female cardinals are brown. Perhaps the male cardinal is red to attract the attention of the female cardinal. The FINDINGS section is also a great section to place a sample of your subject such as taping a red feather from our subject, the male cardinal.

Everything in our world has been carefully designed by God and you will quickly discover how everything in nature works perfectly and has a purpose!

For your first Field Journal page try finding something with God's Signature the SPIRAL to observe!

FIELD JOURNAL

"Glory to Thee, showing me the beauty of the universe"

Subject: _____

Date: ___/___/___

Weather: _____

OBSERVATIONS

FINDINGS

SKETCH

SAMPLES

WORKSHEETS ALSO AVAILABLE AT [BYZIMOM.COM!](http://BYZIMOM.COM)

MAY BE PRINTED AND SHARED FOR EDUCATIONAL USE. NOT TO BE USED FOR COMMERCIAL PURPOSES. ALL RIGHTS RESERVED BYZIMOM.COM © 2019

ARTWORK BY LILLIAN BARON (C) 2019

FIELD JOURNAL


"Glory to Thee, showing me the beauty of the universe"

Subject: _____

Date: ___/___/___

Weather: _____


FINDINGS



OBSERVATIONS



SKETCH



SAMPLES



WORKSHEETS ALSO AVAILABLE AT BYZIMOM.COM!

MAY BE PRINTED AND SHARED FOR EDUCATIONAL USE. NOT TO BE USED FOR COMMERCIAL PURPOSES. ALL RIGHTS RESERVED BYZIMOM.COM © 2019

ARTWORK BY LILLIAN BARON (C) 2019