


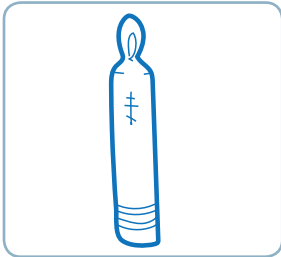
The Blueprints

TO YOUR PASCHA BASKET

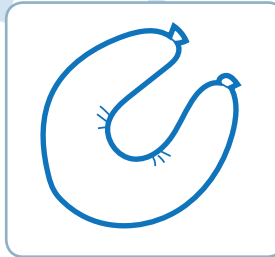
Pascha baskets are a great and long standing tradition of the Russian/Slavic Byzantine churches! Let this be your guide to making your own!



BREAD // PASCHA
A sweet yeast bread which symbolizes Christ's body. This is the most important item in our Pascha basket and celebration of Pascha!



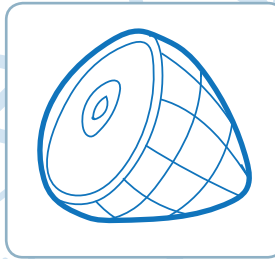
BLESSED CANDLE
A blessed candle made of beeswax to be lit during the Priest's blessing.



SAUSAGE // KOLBASI
Meat after a long lent is a joyous and exciting thing! Meant to symbolize God's generosity.



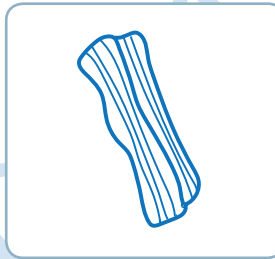
SALT // SOL
A small amount of salt to symbolize reminding us of our responsibilities to others.



HAM // SUNKA
The primary portion of meat to be served on Pascha. Sometimes it is substituted for lamb. This like all our other food is cooked ahead!




HORSERADISH // CHRIN
To remind us of the bitter wine that Christ was given on the cross. Usually made with beets.



BACON // SLANINA
Symbolic of God's goodness and meant to be enjoyed after the long Lenten journey.



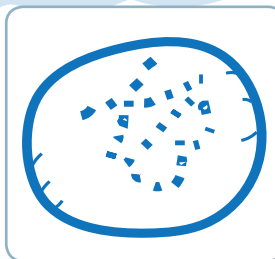
CANDY
A treat to remind us of the joy and sweetness of the resurrected Christ.



BUTTER LAMB // MASLO
The butter which we decorate as a lamb symbolizes Christ's good nature towards us and reminds us of how to act.



EGGS // PYSANKY
The eggs we decorated during Lent symbolizing many hopes and prayers as well as the resurrection of Christ.



CHEESE // HRUDKA
A special cheese made with eggs it can be sweet or savory. Decorated with cloves or raisins.

WORKSHEETS ALSO AVAILABLE AT BYZIMOM.COM!

MAY BE PRINTED AND SHARED FOR EDUCATIONAL USE. NOT TO BE USED FOR COMMERCIAL PURPOSES. ALL RIGHTS RESERVED BYZIMOM.COM © 2019

ARTWORK BY LILLIAN BARON (C) 2019