
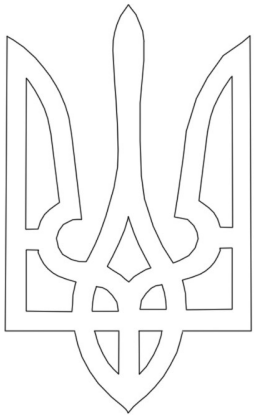


The Coat of Arms of Metropolitan Borys Gudziak



HOW TO COLOR THE METROPOLITAN BORYS GUDZIAK COAT OF ARMS

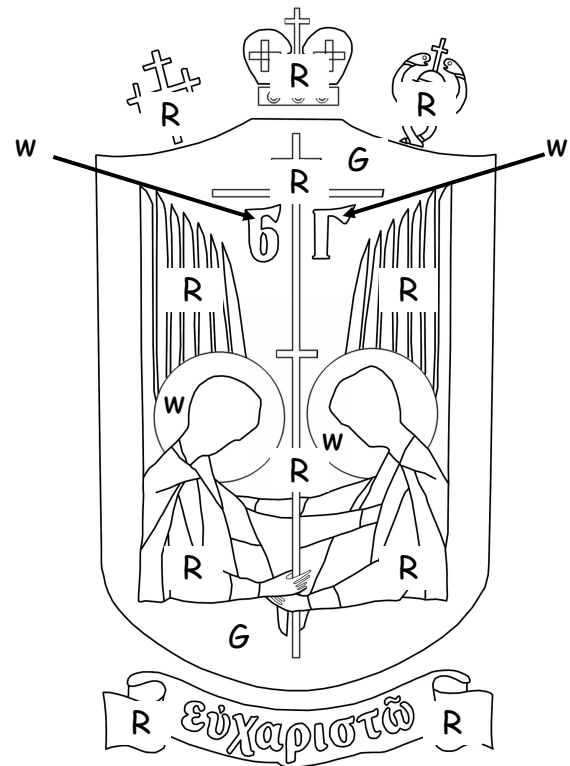
Did you read the kid's explanation of Metropolitan Borys' Coat of Arms in the June 16 issue of *The Way*? It was on page 68. If you didn't get a chance to read it yet, check it out.



If you look closely at the center of the Coat of Arms, you can see that the people and the large cross in the center form a shape that looks very much like this symbol.

That shape is called a tryzub or trident and is a traditional and ancient symbol of Ukraine. Can you see how the people and the cross seem to form that shape? Color that shape red. Our diagram to the right has an "R" on all the places that should be red. Do you have several different shades of red crayons? If you do, the proper color is actually crimson. Crimson is a purplish red, like the color you might see in a beautiful sunset. This color can remind us of the color of the sacrifice of Jesus, who shed his blood for us. It can also remind us of the wine used at Divine Liturgy. The banner on the bottom should also be red.

The background of the Coat of Arms should be gold. If you don't have a



gold crayon, a yellow crayon will do. In the diagram, you will see a "G" to tell you it should be colored gold. Gold backgrounds remind us of Heaven. Gold also reminds us of the bread used at Divine Liturgy.

Do you see two letters in the Cyrillic alphabet? They are the initials of our metropolitan's name, Borys Gudziak. You can leave those white along with the two halos which can also be white. You will see those marked with a "W" on our diagram.

HAPPY COLORING!